

TUFTED WOOL COLLECTION

Rochelle



Densely constructed and sheared multiple times to add velvety softness to the touch.


Available in 21 shades that complement our top selling loop style "Chelsea" for maximum design flexibility.




Fiber Content: 100% Wool

Width: 12 feet

actual size - 5974 Bahama Beige




□5969 Sugarcane




□5968 English Toffee



□5971 Sagebrush



□5978 Cypress Isle




□5964 Tan




□5965 Marble



□5967 Brown Bear




□5980 Espresso



□5961 Creme



□5962 Spring Blush



□5963 Raw Wool




□5981 Raven




□5966 Saddle



□5975 Autumn Leaves



□5976 Spice Trader




□5977 Lipstick




□5973 Camel



□5982 Caravan



□5979 Caribe Blue



□5972 Azul

Available in Custom Area Rugs

